


## FIXING INSTRUCTIONS

### ULTRA VENT TRICKLEVENTS & GRILLE

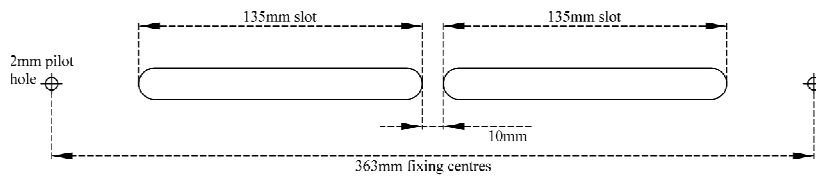
#### EXTERNAL GRILLE

##### ULTRA VENT 2500

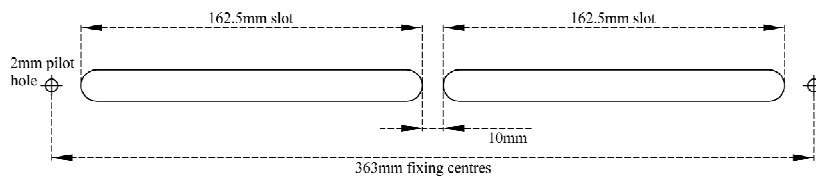


Note: Ultra Vent 2500 only requires a single slot

##### ULTRA VENT 4000

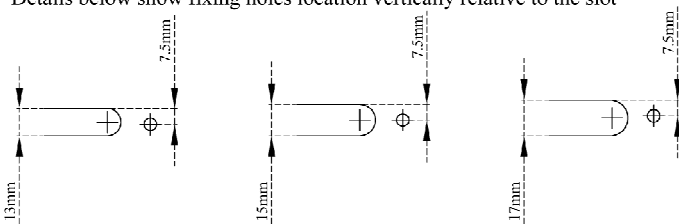


##### ULTRA VENT 5000



Note: All of above are suitable for slot widths 13mm, 15mm and 17mm.

External Canopy Grille fixing holes -  
Details below show fixing holes location vertically relative to the slot



**Fixing screw to be stainless steel pan head self tapping screw No. 8 1/2 inch - 3/4 inch long.**

#### GLIDEVALE

2 Brooklands Road, Sale, Cheshire, M33 3SS

Telephone: (+44) 0161 905 5700 Fax: (+44) 0161 905 2085 Web: www.glidevale.com Email: info@glidevale.com




A division of Building Product Design Ltd. Company Registration No: 3944123

## FIXING INSTRUCTIONS

### ULTRA VENT TRICKLEVENTS & GRILLE

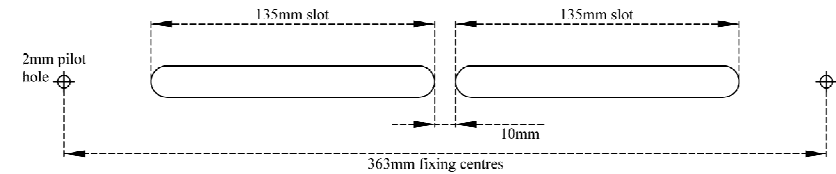
#### EXTERNAL GRILLE

##### ULTRA VENT 2500

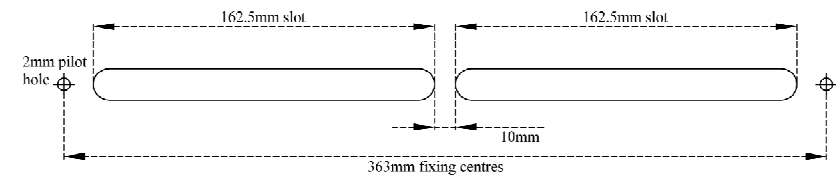


Note: Ultra Vent 2500 only requires a single slot

##### ULTRA VENT 4000

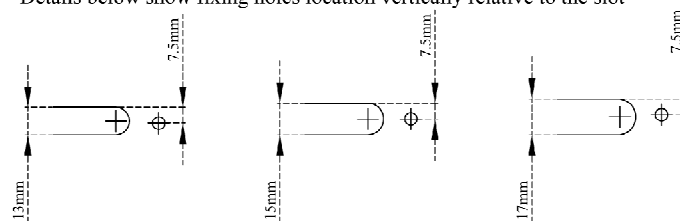


##### ULTRA VENT 5000



Note: All of above are suitable for slot widths 13mm, 15mm and 17mm.

External Canopy Grille fixing holes -  
Details below show fixing holes location vertically relative to the slot



**Fixing screw to be stainless steel pan head self tapping screw No. 8 1/2 inch - 3/4 inch long.**

#### GLIDEVALE

2 Brooklands Road, Sale, Cheshire, M33 3SS

Telephone: (+44) 0161 905 5700 Fax: (+44) 0161 905 2085 Web: www.glidevale.com Email: info@glidevale.com



A division of Building Product Design Ltd. Company Registration No: 3944123